

# AYS ONLINE VIDEO AUDITION INSTRUCTIONS

## Camera:

- Face the camera straight on.
- Be clearly lit.
- Have your stand to the side so it doesn't block view of you or your instrument.
- Your whole instrument must be in frame.
  - o Bows should also be in frame at all times, if applicable.

## Submission:

- Auditions will be submitted as 5 separate videos.
  - o The first video will be of your two scales.
    - Both scales must be in a *single* video file.
    - Both scales must be from the same take. No splicing.
  - o The second video will be of the techniques listed below.
    - Upload this video to the tile labeled "Solo"
  - o The third and fourth videos will be the excerpts.
    - Both excerpts must be in *separate* video files.
    - Upload one excerpt each to the tiles labeled "Excerpt 1" and "Excerpt 2"
  - o The fifth video will be a short bio about yourself.
    - List your name, instrument, school, and grade you'll be next fall.
    - Tell us something other than music you do for fun. (a sport, fishing, painting, etc...)
    - Tell us something unusual about yourself.

# Anchorage Youth Symphony Percussion Audition Music



## Rotation 3

### REQUIREMENTS

1. On glockenspiel: Bb major, one octave, ascending and descending. B minor, one octave, ascending and descending.
2. Demonstrate the following techniques at pianissimo, mezzo forte, and fortissimo: timpani roll, suspended cymbal roll, and hand cymbal hits.
3. Play the following excerpts.

### Shostakovich: Festive Overture – Snare Drum



18



19



25



26



Mozart: The Magic Flute, Act I No. 8 "Finale" - Glockenspiel

